


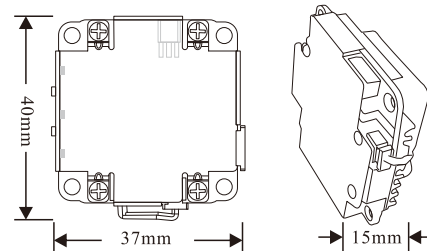
3.3G-6W VTX

User Manual

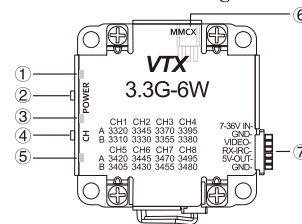


Please connect the antenna properly before powering it on.

I . Product size



II . Buttons and LED indicator lights



- ① Green power indicator light.
- ② Power button.
- ③ Blue B-band/channel indicator light.
- ④ Channel/band button.
- ⑤ Red A-band/channel indicator light.
- ⑥ MMCX antenna interface.
- ⑦ 1.0 6P wiring socket

III. Instructions:

1. Set the frequency band

- Long press the 【Channel/Band】 button to set the A band and B band.
- The red indicator light in band A lights up, and the blue indicator light in band B lights up.

2. Set up channels

Short press the 【Channel/Band】 button to set the channel. The number of times the current band indicator light flashes represents the channel, and channels 1-8 can be set in a loop.

Channel	CH1	CH2	CH3	CH4	CH5	CH6	CH7	CH8
Red LED (Band A)	Flash once	Flash twice	Flash for 3 times	Flash for 4 times	Flash for 5 times	Flash for 6 times	Flash for 7 times	Flash for 8 times
Blue LED (Band B)	Flash once	Flash twice	Flash for 3 times	Flash for 4 times	Flash for 5 times	Flash for 6 times	Flash for 7 times	Flash for 8 times

3. Display

- The preview status channel indicator light flashes periodically and cyclically.
- The channel indicator follows the band light, for example, band A. The number of times the red indicator light flashes represents the channel value of band A.

4. Power control

Short press the 【Power】 button to set 3 power levels, and the green indicator light corresponds to the number of times.

5. IRC Tramp

This product supports IRC tram protocol to set parameters such as frequency and power. Please refer to the 【Betaflight Configurator】 software application instructions for details.

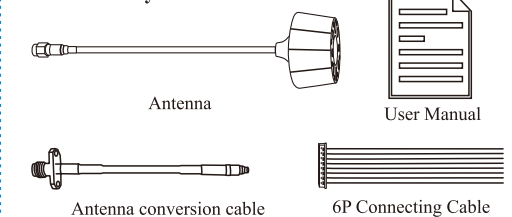
6. Product specifications

- Antenna interface: MMCX@50 Ω
- Transmission power: 25mW for 1st level, 1000mW for 2nd level, 3000mW for 3rd level, 4000mW for 4th level, 6000mW for 5th level
- Transmission frequency:

Channel Frequency Table (in MHz)								
Channel	CH1	CH2	CH3	CH4	CH5	CH6	CH7	CH8
Band A	3320	3345	3370	3395	3420	3445	3470	3495
Band B	3310	3330	3355	3380	3405	3430	3455	3480

- Video input: 1Vp-p@75 Ω
- Power input: DC 6-26V
- 5V output: maximum 0.5A
- Power consumption: approximately 6.6W @ 12V/1550mA/5 levels
- Installation dimensions: 30.5 * 30.5mm
- Weight: 35g(antenna not included)

IV. Accessory



展开尺寸100x280mm,折后尺寸: 70x100mm