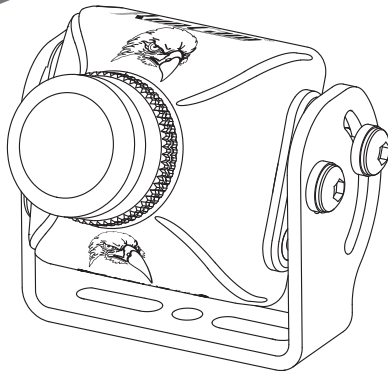


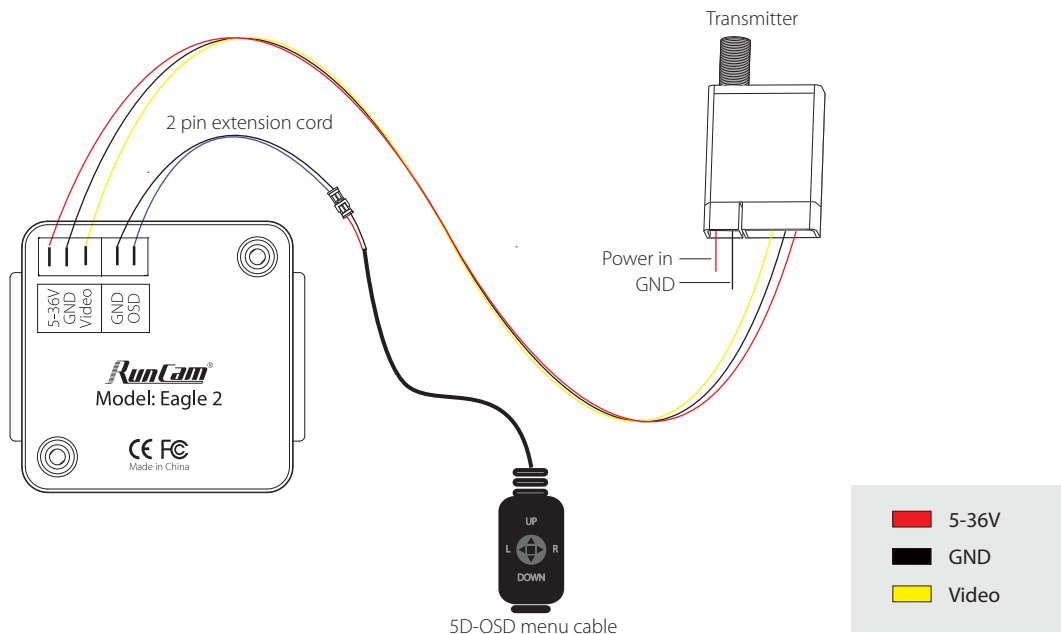


RUNCAM EAGLE2 USER MANUAL

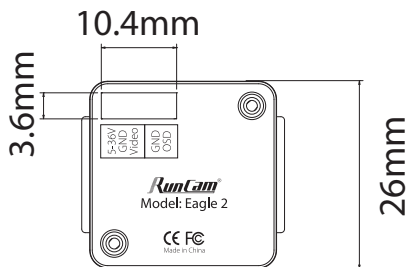
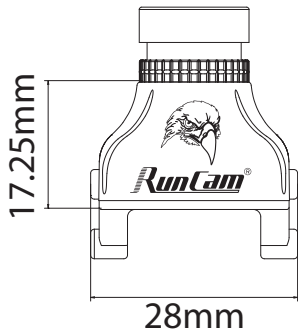


Connection

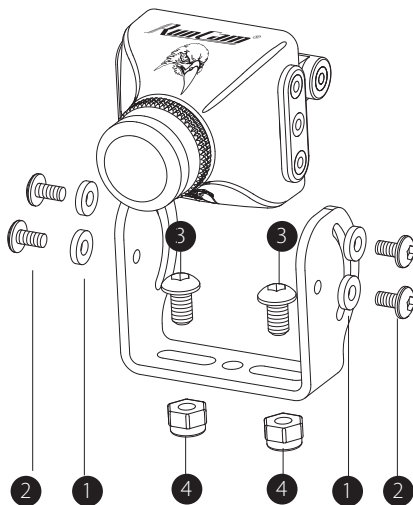
* Unplug the 5D-OSD menu cable after OSD setting.



Dimensions & Installation



- 1 Nylon Gaskets
- 2 M2*4 Screws
- 3 M3*5 Screws
- 4 M3 Non-slip Nuts



Camera Menu

MAINMENU

IMAGE	←↵
DAY&NIGHT	AUTO
VIDEO STANDARD	PAL-50HZ
LANGUAGE	ENGLISH
LOAD DEFAULT	
SOFT VERSION	*****
SAVE&EXIT	
EXIT	

- DAY&NIGHT (Auto/External/B&W/Color)
- VIDEO STANDARD (PAL-50Hz/NTSC-60Hz)
- LANGUAGE (English/中文)

IMAGE

MAX GAIN	9
WDR	ON
IMAGE ENHANCE	←↵
MIRROR	OFF
BRIGHTNESS	44
ZOOM IN	0
RETURN	←↵

- MAX GAIN (9 / 1-9)
- WDR (ON/OFF)
- MIRROR (OFF/ON)
- BRIGHTNESS (44 / 8-250)
- ZOOM IN (0 / 0-5)

Camera Menu

IMAGE ENHANCE

SHARPNESS ←┐
SATURATION ←┐
RETURN ←┐

- SHARPNESS (AUTO/MANUAL: 0-15)
- SATURATION (AUTO/MANUAL: 0-15)

Model	RunCam Eagle 2
Image Sensor	1/1.8" CMOS Sensor
Horizontal Resolution	800TVL
Lens FOV	2.1mm/2.5mm
Signal System	NTSC/PAL Switchable on OSD menu
Synchronization	Internal
OSD Set	Yes
S/N Ratio	>50dB
Electronic Shutter Speed	Auto
Min. Illumination	0.0001Lux/F1.2
WDR	Global WDR
Day/Night	Auto/External/Color/B&W
Video Output	CVBS
Power Input	5-36 VDC
Housing Material	Aluminum alloy
Net Weight	18g
Dimensions	28mm * 26mm * 28mm

www.runcam.com