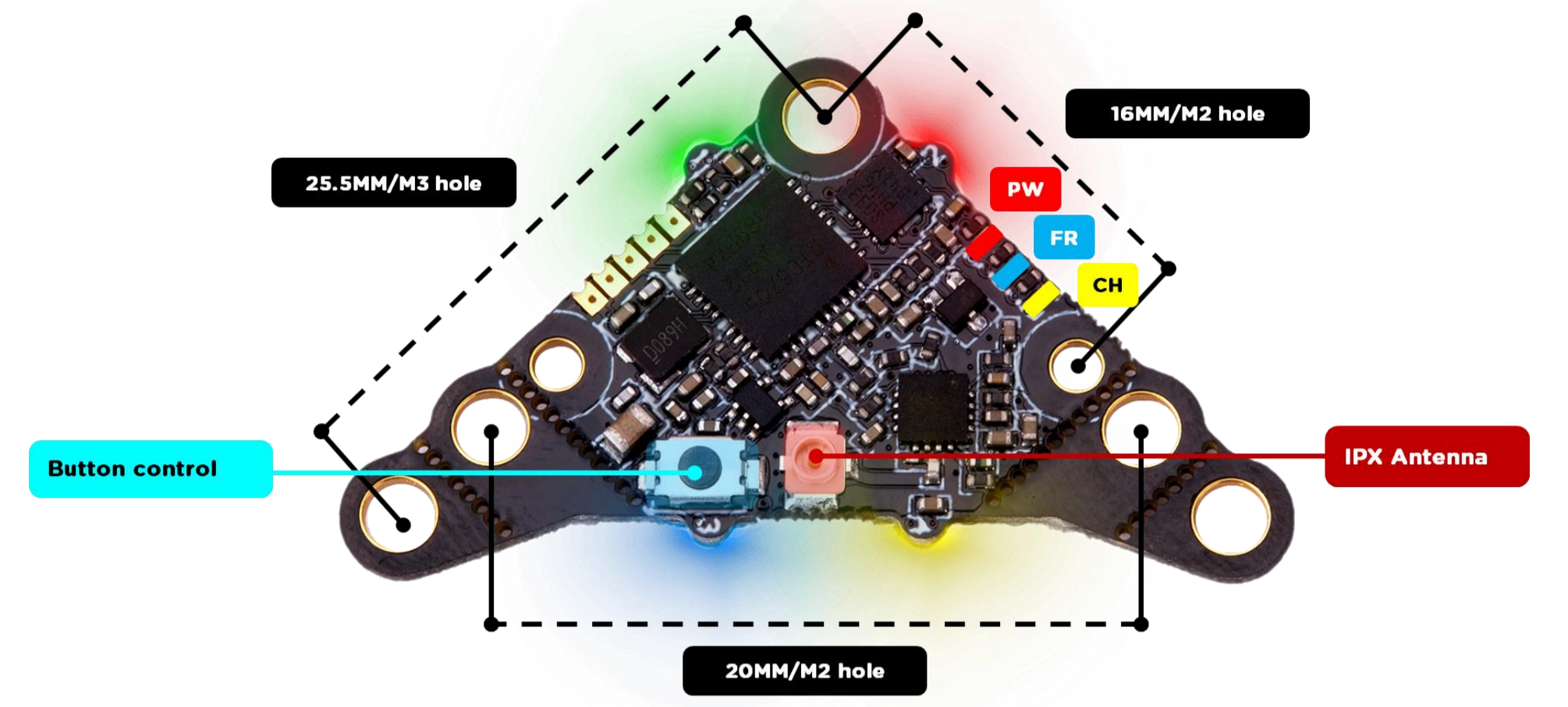




FLYWOO TX-NANO AND VTX625 Instructions



Frequency table:

FR/CH	CH1	CH2	CH3	CH4	CH5	CH6	CH7	CH8
A	5865	5845	5825	5805	5785	5765	5745	5725
b	5733	5752	5771	5790	5809	5828	5847	5866
E	5705	5685	5665	5645	5885	5905	5925	5945
F	5740	5760	5780	5800	5820	5840	5860	5880
r	5658	5695	5732	5769	5806	5843	5880	5917
L	5362	5399	5436	5473	5510	5547	5584	5621

- The selections in **XXXX** requires HAM license to operate .legally. **XXXX** Selections are only available on special request.
- Button function**
- FR (blue light), short press the button, the blue light flashing times represent CH1-CH8
- CH (yellow light), long press the button 2S until the yellow light flashes, and then press the button shortly, the number of flashes of the yellow light represents A-L
- PW (power), long press the button 6S until the red light flashes, and then press the button shortly, the number of flashes of the red light represents 5 levels of power
- Long press 10S to unlock 48 channels. (three color led flashes)
- Betaflight osd IRC function**
FLYWOO_GOKU_VTX625_VTXTABLE.json

